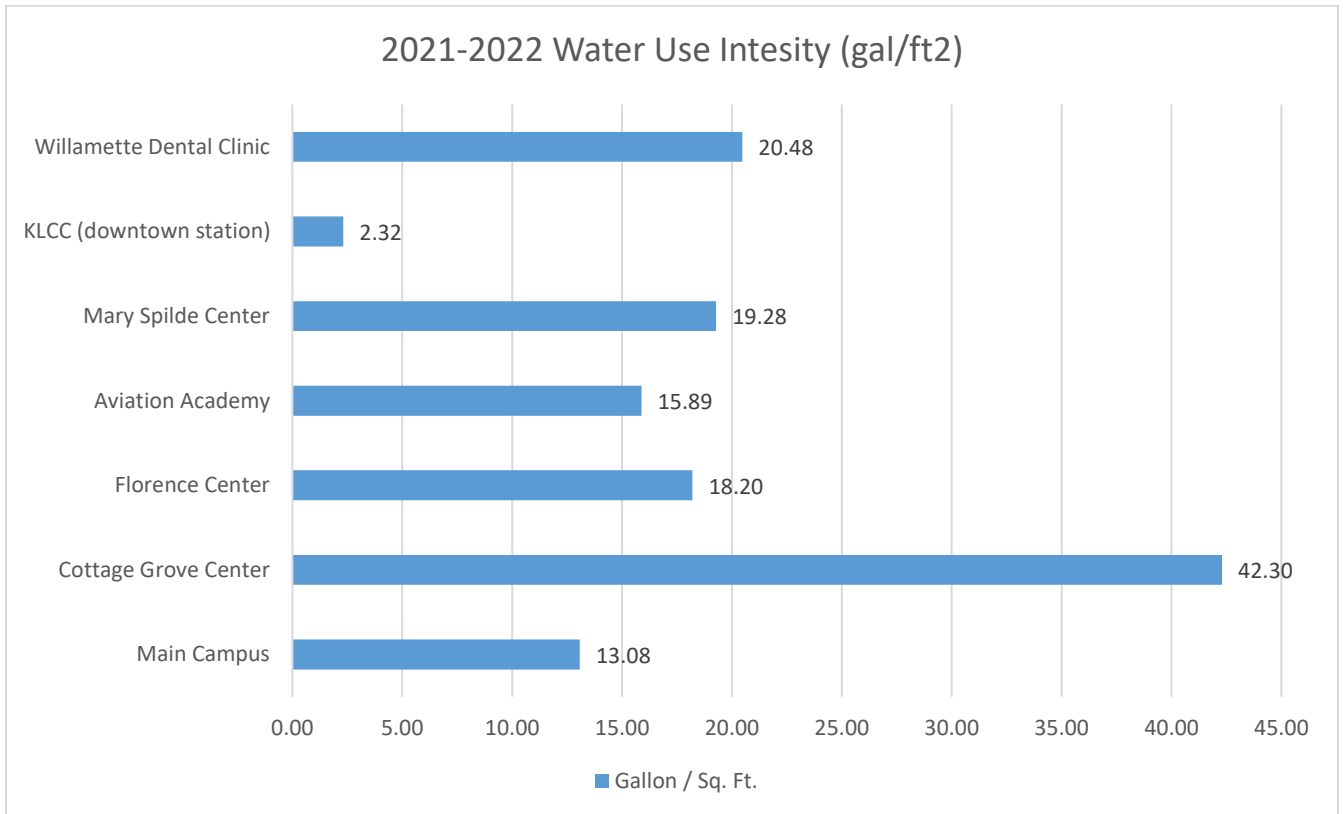


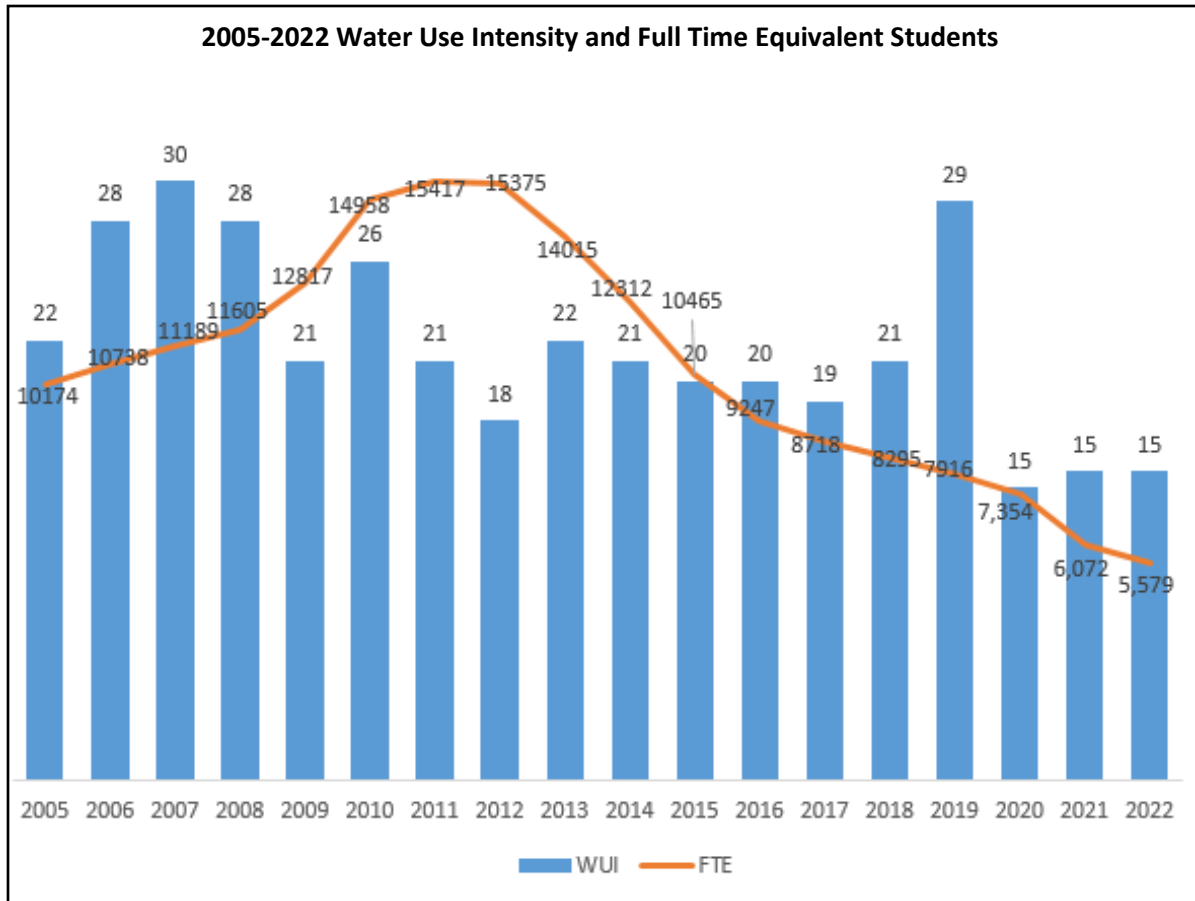
LANE COMMUNITY COLLEGE – WATER INDICATOR REPORT FY 22

Summary

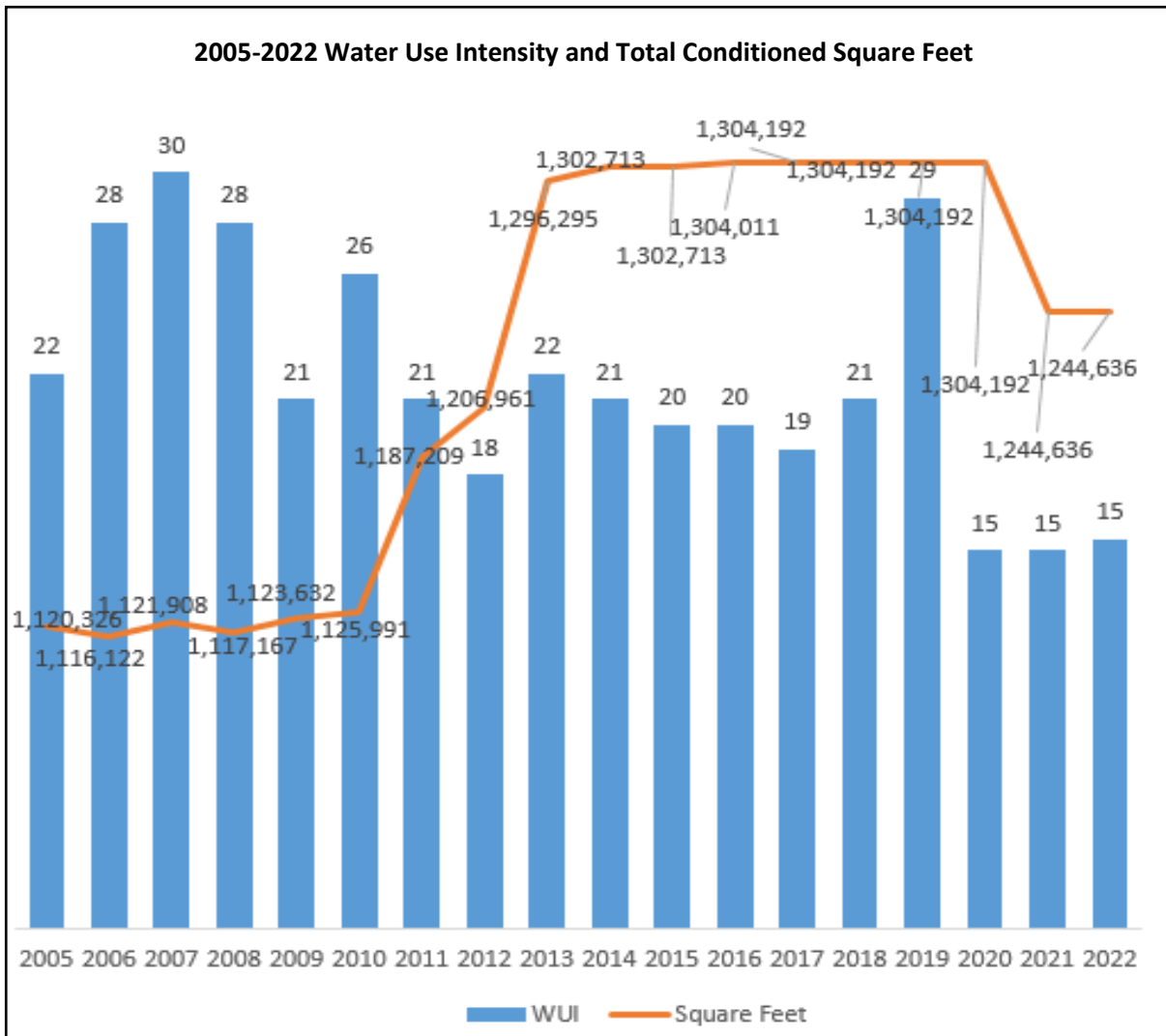
Description	Value
Total potable water consumed in year 2021/2022 in Kgals	19,239 Kgals
Total Building Square footage for 2021/2022	1,244,636 ft ²
Annual Water Use Intensity for year 2021/2022 in KGAL/ft ² & gal/ft ²	0.015 Kgals/ft ² or 15 gallons / ft ²
Total potable water cost for year 2021/2022	\$139,691.22
Total potable water cost per building square foot per year	\$0.11 / ft ²
Total potable water decrease for 2021/2022 over the baseline of 2004/2005	34 %
Total potable water decrease for 2021/2022 compared to 2020/2021	5 %



LANE COMMUNITY COLLEGE – WATER INDICATOR REPORT FY 22



LANE COMMUNITY COLLEGE – WATER INDICATOR REPORT FY 22



LANE COMMUNITY COLLEGE – WATER INDICATOR REPORT FY 22

Water Use Intensity

Description	Value
Total Potable Water for year 2021/2022 (kgal)	19,239 Kgal
Total Student FTE for year 2021/2022	5,579 FTE
Total Staff for year 2021/2022	756 Headcount
Total Student Headcount for year 2021/2022	15,572 Headcount
Total Student FTE + Staff FTE for year 2021/2022	6,635 FTE
Total LCC Building Square footage for year 2021/ 2022	1,244,636 ft ²
Annual Water Use Intensity (water use per building square foot per year) for year 2021/2022	15 gal / ft ²
Total water use per student FTE	3,448 gal / FTE

Cost Data

Description	Value
Potable Water	\$89,114
Irrigation Water	\$5,637
Sewer Water	\$25,938
Storm Drain Water	\$7,413
Fire Protection Water	\$1,823
Water Improvements (Utility)	\$2,468
Waste Water Improvements (Utility)	\$2,294
Storm Drain Improvement (Utility)	\$2,279
Irrigation Water Improvement (Utility)	\$2,468
Street Maintenance Fee	\$257
Total Water Cost	\$139,691
Total water cost per building square foot for year 2021/2022	\$0.11 / ft ²
Total water cost per student FTE for year 2021/2022	\$24.04 / FTE