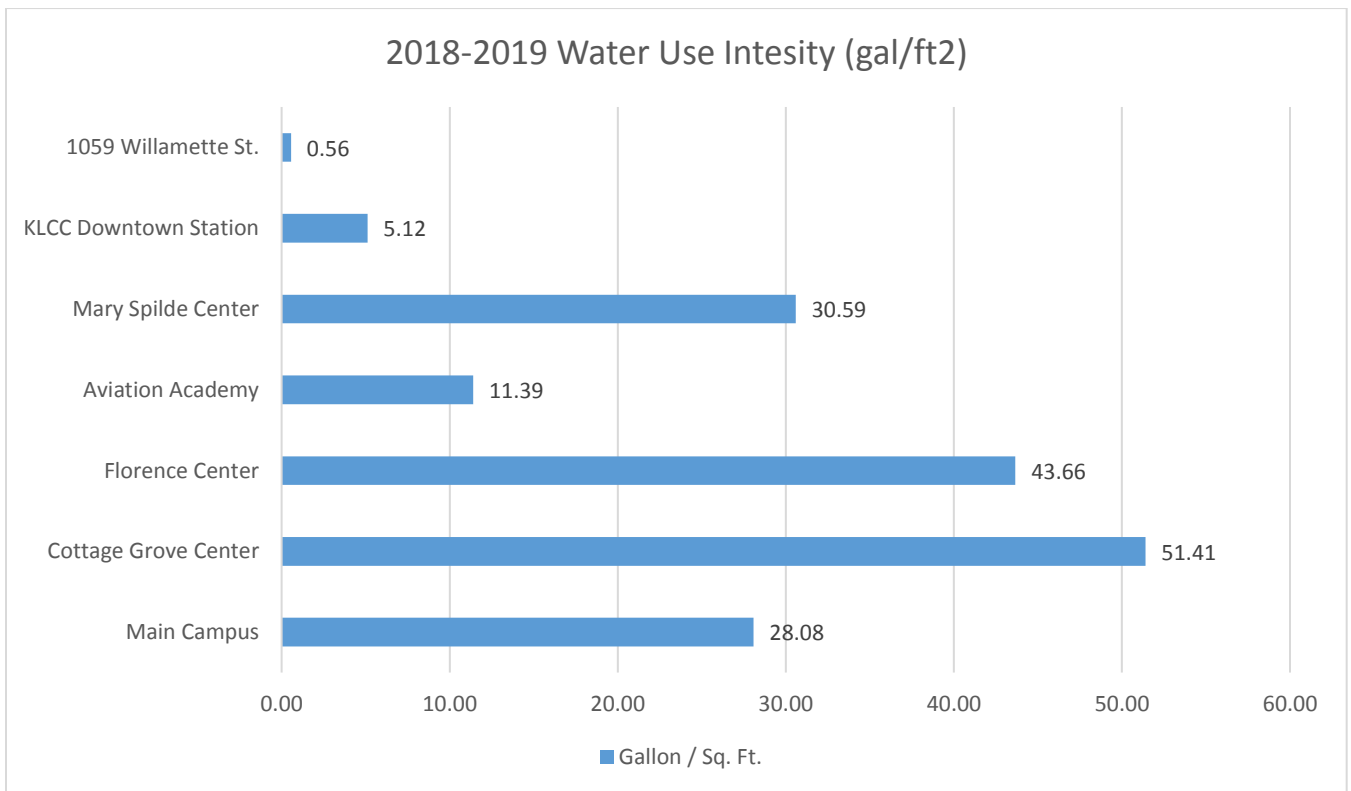


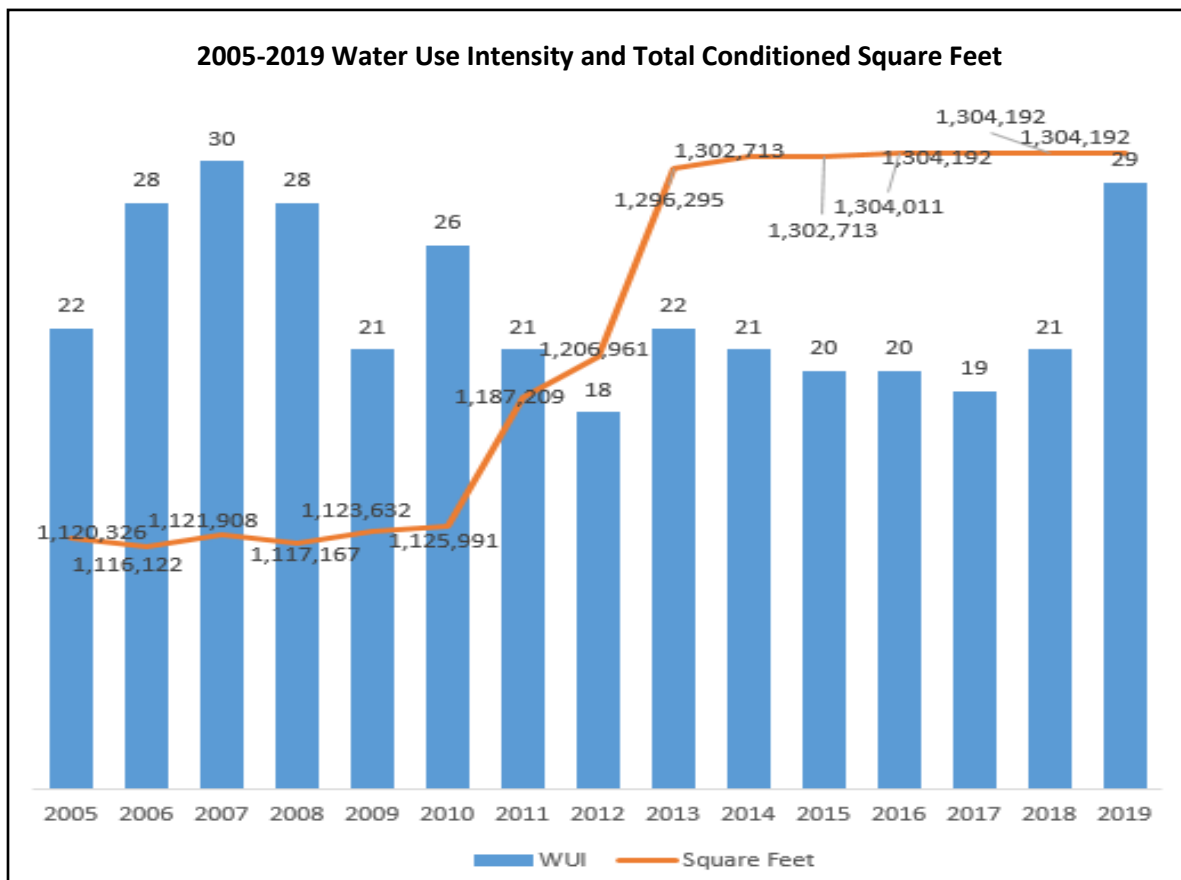
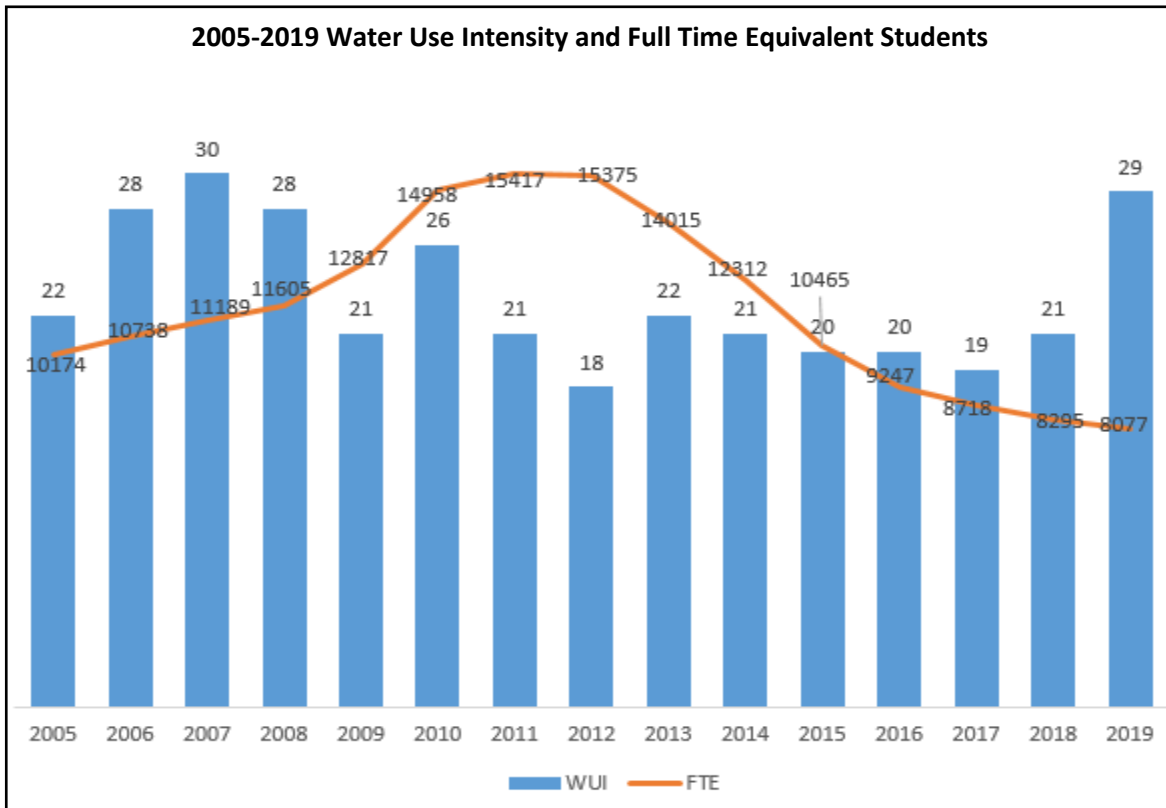
LANE COMMUNITY COLLEGE – WATER INDICATOR REPORT FY 19

Summary

Description	Value
Total potable water consumed in year 2018/2019 in Kgals	37,927 Kgals
Total Building Square footage for 2018/2019	1,304,192 ft ²
Annual Water Use Intensity for year 2018/2019 in KGAL/ft ² & gal/ft ²	0.029 Kgals/ft ² or 29 gallons / ft ²
Total potable water cost for year 2018/2019	\$226,082
Total potable water cost per building square foot per year	\$0.17 / ft ²
Total potable water increase for 2018/2019 over the baseline of 2004/2005	23 %
Total potable water increase for 2018/2019 compared to 2017/2018	26 %



LANE COMMUNITY COLLEGE – WATER INDICATOR REPORT FY 19



LANE COMMUNITY COLLEGE – WATER INDICATOR REPORT FY 19

Water Use Intensity

Description	Value
Total Potable Water for year 2018/2019 (kgal)	37,927 Kgal
Total Student FTE for year 2018/2019	8,077 FTE
Total Staff for year 2018/2019	878 Headcount
Total Student Headcount for year 2018/2019	24,259 Headcount
Total Student FTE + Staff for year 2018/2019	8,955
Total LCC Building Square footage for year 2018/ 2019	1,304,192 ft ²
Annual Water Use Intensity (water use per building square foot per year) for year 2018/2019	29 gal / ft ²
Total water use per student FTE	4,696 gal / FTE

Cost Data

Description	Value
Potable Water	\$159,068
Irrigation Water	\$4,361
Sewer Water	\$42,721
Storm Drain Water	\$9,262
Fire Protection Water	\$2,577
Water Improvements (Utility)	\$2,424
Waste Water Improvements (Utility)	\$1,988
Storm Drain Improvement (Utility)	\$2,113
Irrigation Water Improvement (Utility)	\$1,340
Street Maintenance Fee	\$229
Total Water Cost	\$226,082
Total water cost per building square foot for year 2018/2019	\$0.17 / ft ²
Total water cost per student FTE for year 2018/2019	\$27.99 / FTE