

81 LCC/Hilyard

21 Weekday Trips
 80% of OB boardings end at LCC
 73% of IB boardings originate at LCC

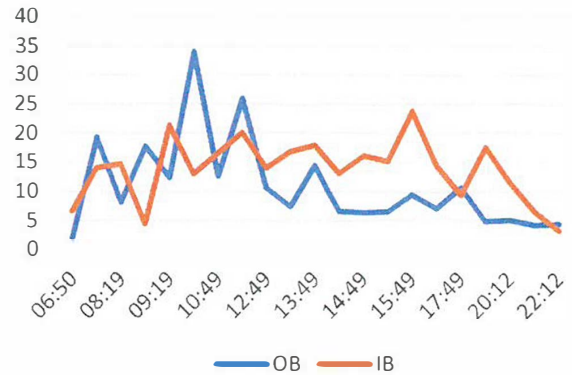
10 Saturday Trips
 56% of OB boardings end at LCC
 59% of IB boardings originate at LCC

Average Daily Boardings:

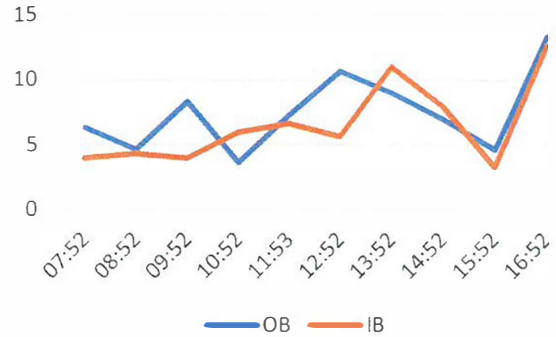
Weekday 81 Service to LCC: 184
 Trips Ending at LCC: **9**
 Trips Starting at LCC: **10.3**

Saturday 81 Service to LCC: 41.7
 Trips Ending at LCC: **4.2**
 Trips Starting at LCC: **3.9**

81 Weekday Average Daily Boardings



81 Average Boardings (Saturday) 9/29, 10/6, and 10/13



81 LCC/Hilyard (Weekday)

Trip	Offs @		LCC Riders	Non-LCC LCC Riders
	LCC	ADB*		
06:50	37	2	100%	0%
07:49	268	19	92%	8%
08:19	119	8	98%	2%
08:49	276	18	100%	0%
09:19	189	12	100%	0%
09:49	474	34	93%	7%
10:49	178	13	94%	6%
11:49	329	26	86%	14%
12:49	150	11	93%	7%
13:19	93	7	85%	15%
13:49	176	14	83%	17%
14:19	69	6	71%	29%
14:49	67	6	74%	26%
15:19	51	6	54%	46%
15:49	117	9	85%	15%
16:49	38	7	35%	65%
17:49	46	11	29%	71%
18:51	31	5	44%	56%
20:12	2	5	3%	97%
21:12	9	4	14%	86%
22:12	26	5	36%	64%
	2745	229	80%	20%

*Average Daily Boardings of OB Routing

81 LCC/Hilyard (Saturday)

Trip	Offs @		LCC Riders	Non-LCC LCC Riders
	LCC	ADB*		
07:52	23	6	100%	0%
08:52	19	4	100%	0%
09:52	26	11	62%	38%
10:52	21	4	100%	0%
11:53	21	7	72%	28%
12:52	15	10	39%	61%
13:52	12	9	35%	65%
14:52	13	7	46%	54%
15:52	4	7	15%	85%
16:52	10	15	17%	83%
	164	78	52%	48%

*Average Daily Boardings of OB Routing

85 LCC/Springfield

Summary: 20 Weekday Trips

84% of OB boardings end at LCC

90% of IB boardings originate at LCC

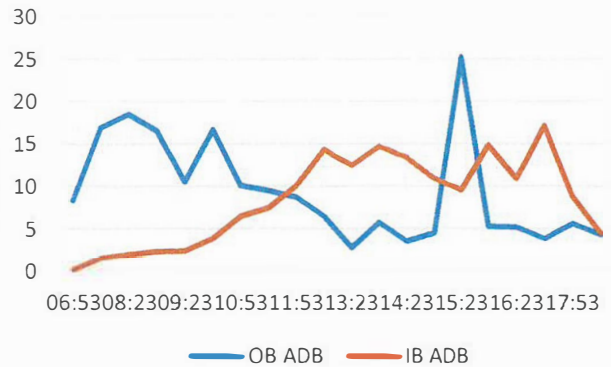
Average Daily Boardings:

Weekday 85 Service to LCC: 159

Trips Ending at LCC: **8**

Trips Starting at LCC: **7.6**

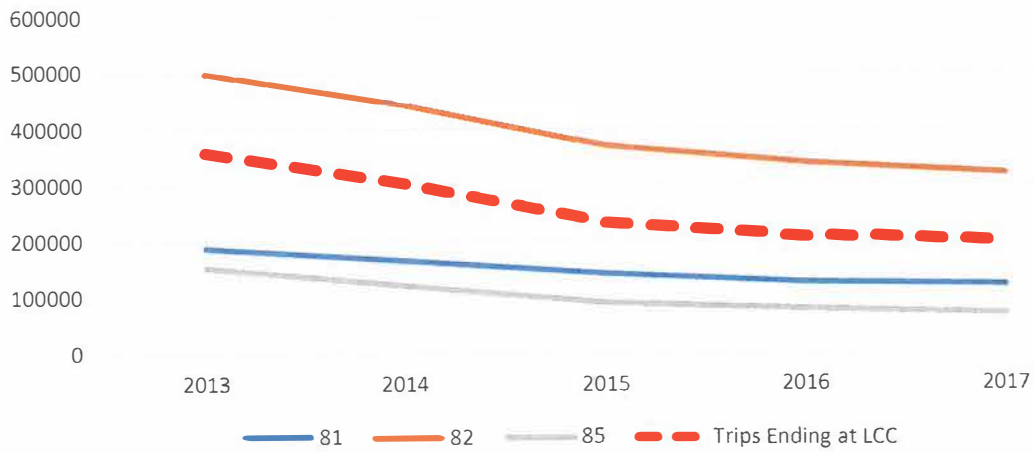
85 - Average Daily Boardings



85 LCC				
Trip	Offs @ LCC	ADB*	LCC Riders	Non-LCC LCC Riders
06:53	123	8	100%	0%
07:53	227	17	89%	11%
08:23	270	19	95%	5%
08:53	224	17	89%	11%
09:23	153	10	98%	2%
09:53	243	16	100%	0%
10:53	137	11	87%	13%
11:23	130	10	91%	9%
11:53	123	9	87%	13%
12:53	76	7	73%	27%
13:23	33	3	80%	20%
13:53	82	6	94%	6%
14:23	32	3	63%	37%
14:53	44	4	67%	33%
15:23	326	25	89%	11%
15:53	35	5	45%	55%
16:23	23	7	21%	79%
16:53	35	4	64%	36%
17:53	26	6	29%	71%
18:53	15	4	24%	76%
	2357	191	82%	18%

*Average Daily Boardings of OB Routing

LCC Route Total Ridership and Trips Ending at LCC 2007-2017



92 Lowell/LCC

Summary: 6 Weekday Trips

92 AM Ending at LCC				
Trip	Ons	Avg	LCC	Non-LCC
07:25	59	3.3	26%	74%
09:15	50	2.8	20%	80%
Total	109	2.7	23%	77%

92 PM Originating at LCC				
Trip	Ons	Avg	LCC	Non-LCC
14:52	91	5.1	21%	79%
18:22	44	2.4	11%	89%
Total	135	3.6	17%	83%

98 Cottage Grove

Summary: 8 Total Trips (Sat/Sun do not serve LCC)

- 3 AM – From Cottage Grove
- 5 PM – To Cottage Grove

98 AM Ending at LCC				
Trip	Offs	Avg	LCC	Non-LCC
07:55	147	7.7	37%	63%
08:55	341	17.9	75%	25%
12:05	137	7.2	42%	58%
Total	625	11	32%	68%

98 PM Originating at LCC				
Trip	Ons	Avg	LCC	Non-LCC
15:53	289	15.2	31%	69%
16:53	114	6.0	21%	79%
17:59	108	5.7	17%	83%
18:56	31	1.6	6%	94%
21:04	24	1.3	5%	95%
Total	566	6.4	12%	88%